

Algebra 2Quadratics Day 3: Graphing Parabolas from Points HW

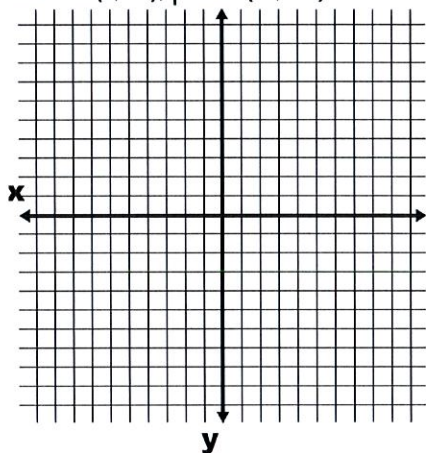
Homework

Name: _____

Date: _____

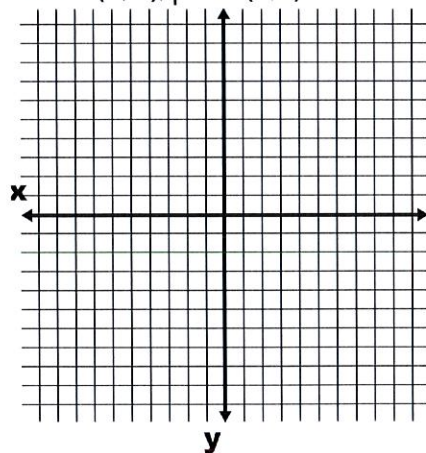
Use 5 points to sketch a graph of each parabola.

- 1) Vertex
- $(1, -1)$
- ; point
- $(0, -3)$

How many x -intercepts does the parabola have?

What is the pattern by which the function value changes?

- 2) Vertex
- $(4, 2)$
- ; point
- $(5, 1)$

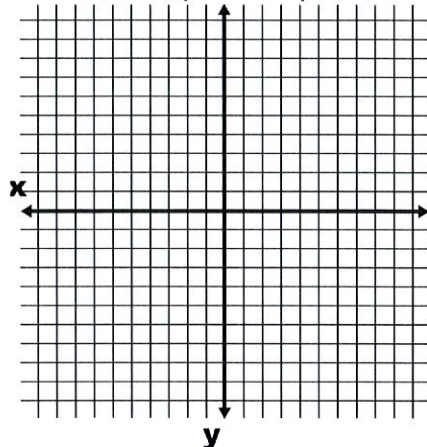
How many x -intercepts does the parabola have?

What is the pattern by which the function value changes?

Algebra 2

Quadratics Day 3: Graphing Parabolas from Points HW

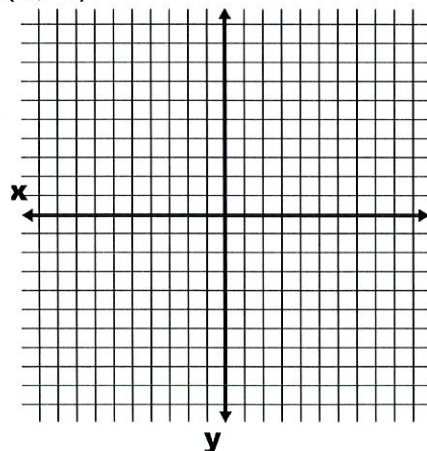
- 3) Vertex $(-2, 2)$, y -intercept $(0, 6)$



How many x -intercepts does the parabola have?

What is the pattern by which the function value changes?

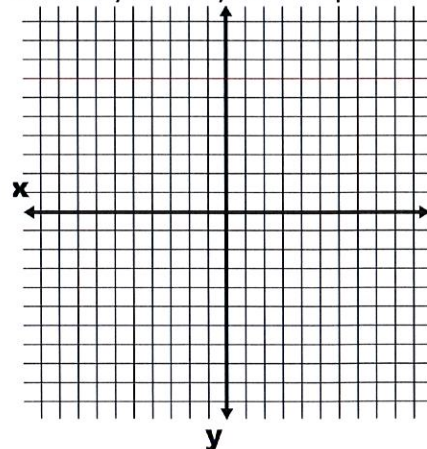
- 4) Axis of symmetry: $x = -1$, y -intercept $(0, -3)$



How many x -intercepts does the parabola have?

What is the pattern by which the function value changes?

- 5) Axis of symmetry: $x = -2$, point $(-1, 4)$



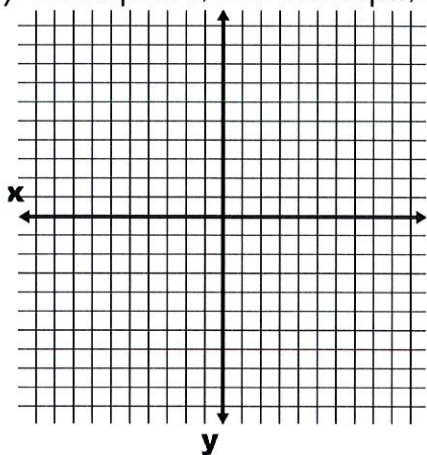
How many x -intercepts does the parabola have?

What is the pattern by which the function value changes?

Algebra 2

Quadratics Day 3: Graphing Parabolas from Points HW

- 6) y -intercept at 5; no x -intercepts; increases half as fast as the parent function



How many x -intercepts does the parabola have?

What is the pattern by which the function value changes?